






# LLD OPEN HOUSE #1



Meet the Architects  
 Talk to Staff  
 Engage Trustees  
 Help Improve Your Library!







### capital project INFORMATION BOARD

**Q: How much will the Project cost?**  
**A:** \$7.753 Project Budget.  
*In May 2021, after three years of community engagement, analyzing options and preliminary planning efforts the Lisle Library Board approved proceeding with a \$7.753 Project Budget.*

**Project Cost Breakdown:**

Library Cost	\$7,100,000
Unallocated Service Fees	\$400,000
Overall Longevity	\$253,753

**Q: How is the Project being funded?**  
**A:** \$0.7M from Library funds  
**\$1.0M from bond proceeds**  
*The Library is able to afford the Project without a library rate increase because of long term efforts to save for a capital improvement project and responsible management of its annual operating budget.*

**Project Funding Sources (\$M)**

Library	0.7
Bond	1.0
Other	0.0

**Q: What is included in the Project?**  
**A:** See the "Key Project Additions" table below

Key Project Additions	✓
1st-7 Entry on Front Street	✓
Youth Department on the same level as the Main Entry	✓
Rip it Read Youth Escape front	✓
Space allocations signed to 21 <sup>st</sup> Century Library Use	✓
Entry Receptions	✓
Add one Study Rooms	✓
Teen Tables	✓
New coming entry: New Entry Awnings, Access the Staff	✓
Drive-Up Window	✓
Outdoor Program Booth	✓
Verb: Hydrant/tables at the Entry; Security	✓
Stormwater Issues Addressed	✓
Electric Access for Patrons throughout the Building	✓
IT Infrastructure updated and reconfigured: WiFi	✓
Universal Design: Pallets as Incorporated	✓
Facility Condition Assessment Items Addressed	✓

**Q: Why renovate instead of building new somewhere else?**  
**A:** The Library cannot afford to build new. Building a new Library the same size as the current facility could cost in the range of \$15M - \$20M or more.  
*The renovation Project addresses the key needs of the Library while being cost efficient. The Library Board is being financially responsible while ensuring the needs of the community are the future.*

**Q: What is the Project schedule?**  
**A:** Design will continue thru 2021 and construction is expected to start in early 2022.  
*The Project is in the early stages of design so it's a great time for the Lisle Library to hear from you!*

**Q: Why now?**  
**A:** To get the most bang for your buck!  
*Similar to mortgage rates, bond rates are at all time low levels. At the same time costs for materials and labor are continually increasing. These key needs can be addressed now as compared to waiting longer until rates and prices increase.*

**Q: How will the project impact the Library's tax levy?**  
**A:** With or without a capital project the Library's existing property tax levy is expected to increase by no more than the CPI (Consumer Price Index). By increasing via the CPI, the Library can continue operating at its current level as the prices of goods and services increase due to inflation.  
*-CPI-capped property tax increases are limited by the PTEL (Property Tax Extension Limitation Law).*  
*For example, assuming CPI is 1.5% the allowable tax extension increase on a \$300,000 house (based on FY 2020 tax levy) is about \$448 per month... That's half the cost of a pack of gum!*

LISLE LIBRARY © 2021 © CONCEPT REVIEW - JUNE 2021 COMMUNITY BRIDGEMENT - DIERHART Hinkle PARTNARY ARCHITECTS

