



Lisle Library District Cardholders:

[Gale Reference eBooks](#) is a database of encyclopedias, digital e-books, almanacs, and specialized reference sources for multidisciplinary research.

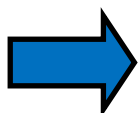
### Access Steps:

#### From Your Computer:

Go to: [lislelibrary.org/LLDdatabases](http://lislelibrary.org/LLDdatabases)

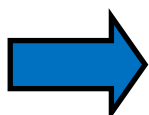
Select “Gale Reference eBooks.”

Enter your library card number and PIN. Click “Login.”



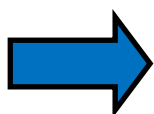
#### Why Use Gale Reference eBooks?

Authoritative content for research papers and projects on a wide variety of academic subjects, such as: Business, Education, History, Law, Literature, Medicine, Science, Social Science, and more!



#### Browse, Search, and Filter:

- Use “Browse Collections” to select resources in subject areas or enter search terms in the “Basic Search” box.
- In “Filter Your Results,” use “Content Level” to match readers’ skills to the appropriate Lexile reading levels from Level 1 (lower elementary) to Level 5 (high school and above).
- Type a search under “Topic Finder” to create a visualization to help locate additional resources. Click on “Tiles” or “Wheels” for graphical displays to locate the most commonly used terms to narrow search results to the documents also containing that subject or term.
- “Cite” correctly formats a search result to export into various bibliographic tools.



In a book, chapter, or article page, use “Highlights and Notes” to identify important parts in the content by using the highlighting tool and add typed notes to complement your research. Email, download, or print your saved “Highlights and Notes” before ending your session.

### Need More Help?

Email: [adultservices@lislelibrary.org](mailto:adultservices@lislelibrary.org) to connect with LLD staff